

# VERSETTA STONE®

STONE SIDING



The beauty of stone, the simplicity of siding.

# WHAT IS VERSETTA STONE®?

Versetta Stone® is a stone siding panel that is mortarless and cement-based. Its panelized design is installed with mechanical fasteners, allowing carpenters and contractors to recreate the beauty and craftsmanship of authentic stone masonry using nails or screws.


For over 50 years, Boral® has worked to build a reputation for quality, authenticity and design by consistently improving and perfecting the production process for manufactured stone veneer, becoming the most recognized brand in the industry. With a combination of lightweight concrete, basic aggregate, water, and mineral oxide pigments, the master craftsmen can not only mimic the look of natural stone, but also improve upon it with more consistent color, quality and weight. From this knowledge, expertise and dedication to innovation comes Versetta Stone® – a new, mortarless stone siding with a modern installation method.

Shown on cover: Ledgestone, Terra Rosa


# WHY CHOOSE VERSETTA STONE®?



**QUALITY**



**SYSTEM**



**SELECTION**



**SPEED**

From new construction to remodeling, exterior facades to stunning interiors, Versetta Stone® adds the beautiful detail of traditional stone masonry to residential and commercial buildings. With a modern installation method, Versetta Stone offers a complete system founded on quality, selection, and speed.

## A REPUTATION FOR QUALITY, PERFORMANCE, AND INNOVATION

- Tested and approved to rigorous building code standards†
- Class A Fire Rating†
- Withstands freezes, thaws, normal winds and heat†
- NAHB Green Approved Product
- Minimum of 50% recycled content as validated by UL Environment™
- ICC Evaluation Service Report ESR-2859



**2 FT<sup>2</sup>  
Per Panel**

**110 MPH  
Wind Resistance†**

**50-YEAR  
Limited Transferable  
Warranty**

†See Versetta Stone® Product Data Sheet for proprietary test results, located at [VersettaStone.com](http://VersettaStone.com)

Tight-Cut, Sterling

# THE VERSETTA STONE® SYSTEM



Universal Corner



Flat Panel



J-Channel



Starter Strip



Wainscot Cap/Sill



## FLAT PANEL

The main component of the Versetta Stone® system, the Flat Panel covers two square feet and weighs approximately 17 lbs. Each panel is embedded with a G-90 galvanized nail strip\* that allows for easy installation with mechanical fasteners.


\*Includes a 50-year corrosive resistant warranty.



## UNIVERSAL CORNER

The Universal Corner panels are the same size and shape as Flat panels but have finished ends. Universal Corner panels fit neatly with Flat panels and are designed for use on end wall terminations and for inside and outside corners. The panels must be cut to create right and left panels.

# FROM START TO FINISH, THE COMPLETE SYSTEM FOR YOUR NEXT PROJECT




Fastening Screws



Trim Stone



Receptacle Box



Light Box



Textured Finishing Adhesive

Mortarless panels are designed for quick and easy installation using mechanical fasteners.



# EVERYTHING YOU NEED FOR A PRO FINISH

Versetta Stone accessories make it simple to create a fully finished look without extra hassles or wasted time. Every component, from corners and sills to receptacle boxes to fasteners and adhesives, works as a system with our stone siding panels. Made with the same premium materials and in coordinating styles, colors, and textures, our accessory system ensures you have what it takes to achieve professional results—all in one place.



## J-CHANNEL

- 10' Length
- Available in Taupe only



Taupe

## STARTER STRIP

- 10' length
- Available in Charcoal and Taupe



Charcoal

## WAINSCOT CAP/SILL

- 36" x 3-1/2"
- 2.6" Exposure / 3" Thickness
- Available in Taupe, Stone Grey and Charcoal



Taupe



Stone Grey



Charcoal

## TRIM STONE

- 36" x 9-1/2"
- 8.2" Exposure
- Available in Taupe and Charcoal



Taupe



Charcoal




Taupe

Stone Grey

Charcoal

## RECEPTACLE BOX

- 8" x 6"
- 1-3/4" Thickness
- Available in Taupe, Stone Grey and Charcoal



Taupe

Stone Grey

Charcoal

## LIGHT BOX

- 10" x 8"
- 1-3/4" Thickness
- Available in Taupe, Stone Grey and Charcoal

## FASTENING SCREWS

- Two sizes available:
  - 10 x 1-5/8" (not for application over insulation)
  - 10 x 2-1/4" (meant for applications over 1" insulation)
- Made of case hardened carbon steel
- Ideal for interior and exterior applications
- Tight Star Recess system grasps the U-Bit tightly
- Quantities Available:
  - 100 piece box / 6 boxes per carton
  - 500 piece box / 2 boxes per carton



T25-1" U-Bit™ Included



## TEXTURED FINISHING ADHESIVE

- Coarse texture blends with mortarless stone siding panels
- Perfect for small aesthetic repairs or odd material terminations
- Bonds well to metal coil stock for partial panel and accessory installations
- Can be used to conceal supplementary fasteners
- Solvent free, 100% solids will not shrink
- No special tools or mixing required for application
- Designed for applications in damp, dry or cold\* climates



\*At temperatures as low as 32°F (0°C).



Northern Ash



Mission Point



Plum Creek



Sand



Sterling



Terra Rosa



Graphite  
(Special Order Only)

Actual colors may vary from printed representations.





# LEDGESTONE

Similar to dry stack or sandstone, the rugged texture and purposeful irregularity offers a well-worn look that suggests years in the elements.



Plum Creek



Northern Ash



Mission Point



Plum Creek



Sand



Sterling




Terra Rosa



Graphite  
(Special Order Only)

Actual colors may vary from printed representations.



# TIGHT-CUT

With the traditional look of Random Ashlar or quarried limestone, this profile fits tightly together to emulate rural 19th century American architecture.




Terra Rosa

# CARVED BLOCK

Combines larger stones, in various sizes, with a chiseled texture to mimic split face stone.


Panels are 1-1/2" thick.



Sea Salt

Midnight

Actual colors may vary from printed representations.



For step-by-step instructions, or to access tips and tricks for making installing Versetta Stone® even simpler, watch our installation videos at [VersettaStone.com](https://VersettaStone.com).



## INSTALLS WITH SPEED


- Installs with screws or nails
- No metal lath or scratch coat necessary to install
- Panels interlock with tongue & groove system
- Built-in rain screen to ensure proper water drainage
- Pre-drilled weep holes allow water to escape
- Can be installed in any weather conditions



Ledgestone, Plum Creek



Ledgestone, Plum Creek



Tight-Cut, Sterling




Ledgestone, Mission Point




Tight-Cut, Terra Rosa



Ledgestone, Mission Point



Ledgestone, Plum Creek



Tight-Cut, Sterling



Ledgestone, Mission Point

Visit [VersettaStone.com](https://www.versettastone.com) for more information and to find a dealer near you.



**BORAL**  
BUILDING PRODUCTS

Atlantic® Premium Shutters | Builders Edge® | Foundry® Specialty Siding | Grayne® Engineered Composite Shingle  
Kleer® | Mid-America Siding Components® | SturdiMount® | Tapco Tools® | TruExterior® Siding & Trim  
Vantage® Shutters | Versetta Stone® | Wellcraft Egress Systems®