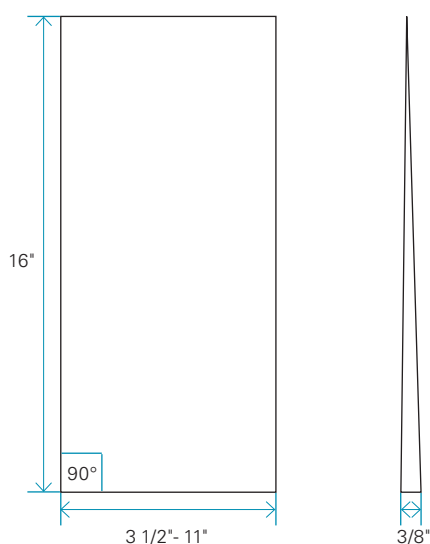


# Individual Shingles

RESQUARED AND REBUTTED. NATURAL (KILN DRIED) OR FACTORY-STAINED.



| STAIN                            | GRADE                    | BUTT THICKNESS | WIDTH       | NOMINAL LENGTH | INSTALLATION |
|----------------------------------|--------------------------|----------------|-------------|----------------|--------------|
| Solid stain 2 coats              | Nantucket™<br>Kennebunk™ | 3/8"*          | 3 1/2"-11"* | 16"*           | Sidewall use |
| Semi-transparent<br>Spice series | Nantucket™<br>Kennebunk™ | 3/8"*          | 3 1/2"-11"* | 16"*           | Sidewall use |

## General Specifications

### SPECIES:

- Eastern White Cedar – *Thuja occidentalis*

### MANUFACTURING

- Stellite-tipped blades: minimize raised grain
- Kiln-dried to 12% - 16% moisture content

### PACKAGING AND COVERAGE

- Each box covers around 25 sq. ft at 5" exposure.

### AVAILABLE COLOURS

- Maibec solid stain colour chart
- Semi-transparent Spice series
- Unlimited choice of solid colours thanks to our TrueMatch® system

### FACTORY-STAINING

- Every shingle is factory-coated on all sides in a controlled environment for maximum stain absorption and retention. This also provides increased protection from the damaging effects of the sun and the elements.
- Following the stain application, the shingles are sent through a state of the art drier for

curing. The product of European technology, this drier cures the stain from the inside out. The shingles are then cooled down and packaged. This unique system increases the durability of the product once installed.

- Low-volatile organic compounds (VOCs) water-based stains.

For exterior use only.

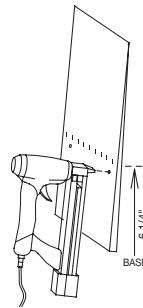
# Individual Shingles

## Installation

### FASTENING REFERENCE LINE

Maibec shingles feature a fastening reference line found 6 1/4" from the base of the shingle. For the 5" required shingle exposure, fasten just below the reference line to respect the installation requirement.

See the Maibec Shingles installation guides to know all installation requirements.



## Installation System

### STAPLES

- Stainless steel or aluminum staple with minimum 7/16" crown, minimum 16 gauge
- Two fasteners per shingle, regardless of its width

### NAILS

- Stainless steel or hot dipped galvanized
- Ring shank blunt tip nail with minimum 7/32" head
- Two fasteners per shingle, regardless of its width

## How to Calculate

### HOW TO CALCULATE THE AMOUNT OF SIDING NEEDED

Example – Area to cover: 1,000 ft<sup>2</sup>

**For 5" exposure, add 3% to the area to cover**

$$1,000 \text{ ft}^2 \times 1.03 = 1,030 \text{ ft}^2$$

$$1 \text{ box} = 25 \text{ ft}^2$$

$$1,030 \text{ ft}^2 = 41 \text{ boxes}$$

### WARRANTY\* – SHINGLES SOLID STAIN



### WARRANTY\* – SHINGLES "SPICE" SERIES




\* SOME RESTRICTIONS APPLY. SEE DETAILED WARRANTIES.

© REGISTERED TRADEMARK PROPERTY OF MAIBEC INC. TM TRADEMARK PROPERTY OF MAIBEC INC. © COPYRIGHT - MAIBEC INC. MAY 2019 B1616304.4A

# Pre-assembled Strip

RESQUARED AND REBUTTED. NATURAL (KILN DRIED) OR FACTORY-STAINED.



| STAIN                            | GRADE                    | BUTT THICKNESS | WIDTH | NOMINAL LENGTH | INSTALLATION |
|----------------------------------|--------------------------|----------------|-------|----------------|--------------|
| Solid stain 2 coats              | Nantucket™<br>Kennebunk™ | 3/8" *         | 32" * | 16" *          | Sidewall use |
| Semi-transparent<br>Spice series | Nantucket™<br>Kennebunk™ | 3/8" *         | 32" * | 16" *          | Sidewall use |

## General Specifications

### SPECIES:

- Eastern White Cedar – *Thuja occidentalis*

### MANUFACTURING

- Stellite-tipped blades: minimize raised grain
- Kiln-dried to 12% - 16% moisture content

### PACKAGING AND COVERAGE

- 22 strips/box (6 shingles per strip)
- Each box covers around 25 sq. ft at 5" exposure.

### AVAILABLE COLOURS

- Maibec solid stain colour chart
- Semi-transparent Spice series
- Unlimited choice of solid colours thanks to our TrueMatch® system

### FACTORY-STAINING

- Every shingle is factory-coated on all sides in a controlled environment for maximum stain absorption and retention. This also provides increased protection from the damaging effects of the sun and the elements.
- Following the stain application, the shingles are sent through a state of the art drier for

curing. The product of European technology, this drier cures the stain from the inside out. The shingles are then cooled down and packaged. This unique system increases the durability of the product once installed.

- Low-volatile organic compounds (VOCs) water-based stains.

For exterior use only.


# Pre-assembled Strip

## Installation

### FASTENING REFERENCE LINE

Maibec shingles feature a fastening reference line found 6 1/4" from the base of the shingle. For the 5" required shingle exposure, fasten just below the reference line to respect the installation requirement.

See the Maibec Shingles installation guides to know all installation requirements.



## Installation System

### STAPLES

- Stainless steel or aluminum staple with minimum 7/16" crown, minimum 16 gauge
- Two fasteners per shingle, regardless of its width

### NAILS

- Stainless steel or hot dipped galvanized
- Ring shank blunt tip nail with minimum 7/32" head
- Two fasteners per shingle, regardless of its width

## How to Calculate

### HOW TO CALCULATE THE AMOUNT OF SIDING NEEDED

Example – Area to cover: 1,000 ft<sup>2</sup>

**For 5" exposure, add 3% to the area to cover**

$$1,000 \text{ ft}^2 \times 1.03 = 1,030 \text{ ft}^2$$

$$1 \text{ box} = 25 \text{ ft}^2$$

$$1,030 \text{ ft}^2 = 41 \text{ boxes}$$

### WARRANTY\* – SHINGLES SOLID STAIN



### WARRANTY\* – SHINGLES "SPICE" SERIES

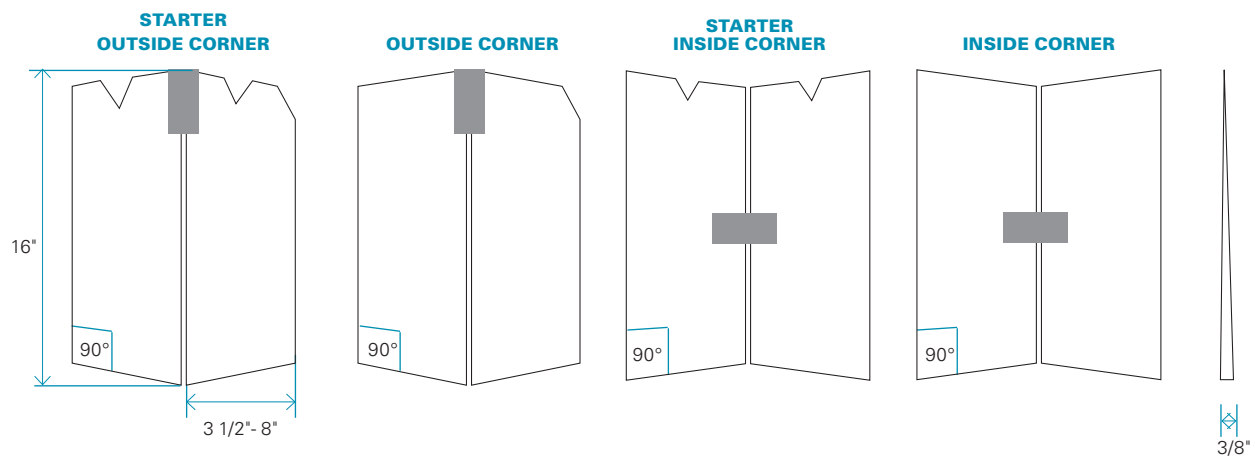


\* SOME RESTRICTIONS APPLY. SEE DETAILED WARRANTIES.

© REGISTERED TRADEMARK PROPERTY OF MAIBEC INC. TM TRADEMARK PROPERTY OF MAIBEC INC. © COPYRIGHT - MAIBEC INC. MARCH 2019 B1616305A.5

# Maibec® Woven Corner

RESQUARED AND REBUTTED. NATURAL (KILN DRIED) OR FACTORY-STAINED.



| STAIN                         | GRADE      | BUTT THICKNESS | WIDTH                   | NOMINAL LENGTH | INSTALLATION |
|-------------------------------|------------|----------------|-------------------------|----------------|--------------|
| Solid stain 2 coats           | Nantucket™ | 3/8"*          | 3 1/2" - 5" to 6" - 8"* | 16"*           | Sidewall use |
| Semi-transparent Spice series | Nantucket™ | 3/8"*          | 3 1/2" - 5" to 6" - 8"* | 16"*           | Sidewall use |

## General Specifications

### SPECIES:

- Eastern White Cedar – *Thuja occidentalis*

### MANUFACTURING

- Stellite-tipped blades: minimize raised grain
- Kiln-dried to 12% - 16% moisture content

### PACKAGING AND COVERAGE

- 24 outside or inside corners per box, 10 linear feet/box at 5" exposure.
- 1 starter corner per box. The starter outside corner is identified by a V-shaped notch near the top and a strip of green tape along the bottom. The starter inside corner features only the lower strip of green tape.

- Equal amount of narrow shingle corners (3 1/2-5") and wide shingle corners (6-8") in every box.

### AVAILABLE COLOURS

- Maibec solid stain colour chart
- Semi-transparent Spice series
- Unlimited choice of solid colours thanks to our TrueMatch® system

### FACTORY-STAINING

- Every shingle is factory-coated on all sides in a controlled environment for maximum stain absorption and retention. This also provides increased protection from the damaging effects of the sun and the elements.

- Following the stain application, the shingles are sent through a state of the art drier for curing. The product of European technology, this drier cures the stain from the inside out. The shingles are then cooled down and packaged. This unique system increases the durability of the product once installed.
- Low-volatile organic compounds (VOCs) water-based stains.

For exterior use only.


# Maibec® Woven Corner

## Installation

### FASTENING REFERENCE LINE

Maibec shingles feature a fastening reference line found 6 1/4" from the base of the shingle. For the 5" required shingle exposure, fasten just below the reference line to respect the installation requirement.

See the Maibec Shingles installation guides to know all installation requirements.



## Installation System

### STAPLES

- Stainless steel or aluminum staple with minimum 7/16" crown, minimum 16 gauge
- Two fasteners per shingle, regardless of its width

### NAILS

- Stainless steel or hot dipped galvanized
- Ring shank blunt tip nail with minimum 7/32" head
- Two fasteners per shingle, regardless of its width

## How to Calculate

### HOW TO CALCULATE THE AMOUNT OF SIDING NEEDED

Example – Area to cover: 1,000 ft<sup>2</sup>

**For 5" exposure, add 3% to the area to cover**

$$1,000 \text{ ft}^2 \times 1.03 = 1,030 \text{ ft}^2$$

$$1 \text{ box} = 25 \text{ ft}^2$$

$$1,030 \text{ ft}^2 = 41 \text{ boxes}$$

### WARRANTY\* – SHINGLES SOLID STAIN

**50** **15**  
**YEARS** **YEARS**  
against wood decay on solid stain 2 coats

**5** **YEARS**  
on labour

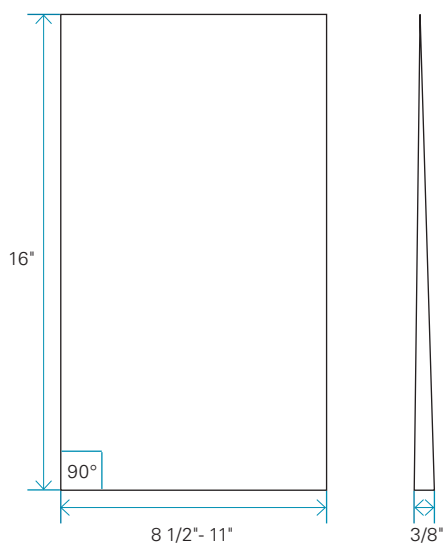
### WARRANTY\* – SHINGLES "SPICE" SERIES

**50** **3**  
**YEARS** **YEARS**  
against wood decay on semi-transparent stain 2 coats

**3** **YEARS**  
on labour

# Maibec® Wides

RESQUARED AND REBUTTED. NATURAL (KILN DRIED) OR FACTORY-STAINED.



| STAIN                         | GRADE      | BUTT THICKNESS | WIDTH       | NOMINAL LENGTH | INSTALLATION |
|-------------------------------|------------|----------------|-------------|----------------|--------------|
| Solid stain 2 coats           | Nantucket™ | 3/8"*          | 8 1/2"-11"* | 16"*           | Sidewall use |
| Semi-transparent Spice series | Nantucket™ | 3/8"*          | 8 1/2"-11"* | 16"*           | Sidewall use |

## General Specifications

### SPECIES:

- Eastern White Cedar – *Thuja occidentalis*

### MANUFACTURING

- Stellite-tipped blades: minimize raised grain
- Kiln-dried to 12% - 16% moisture content

### PACKAGING AND COVERAGE

- Available in pre-boxed 8 1/2" to 11" shingles
- 1/2 box for every 15 boxes

### AVAILABLE COLOURS

- Maibec solid stain colour chart
- Semi-transparent Spice series
- Unlimited choice of solid colours thanks to our TrueMatch® system

### FACTORY-STAINING

- Every shingle is factory-coated on all sides in a controlled environment for maximum stain absorption and retention. This also provides increased protection from the damaging effects of the sun and the elements.
- Following the stain application, the shingles are sent through a state of the art drier for

curing. The product of European technology, this drier cures the stain from the inside out. The shingles are then cooled down and packaged. This unique system increases the durability of the product once installed.

- Low-volatile organic compounds (VOCs) water-based stains.

For exterior use only.


# Maibec® Wides

## Installation

### FASTENING REFERENCE LINE

Maibec shingles feature a fastening reference line found 6 1/4" from the base of the shingle. For the 5" required shingle exposure, fasten just below the reference line to respect the installation requirement.

See the Maibec Shingles installation guides to know all installation requirements.



## Installation System

### STAPLES

- Stainless steel or aluminum staple with minimum 7/16" crown, minimum 16 gauge
- Two fasteners per shingle, regardless of its width

### NAILS

- Stainless steel or hot dipped galvanized
- Ring shank blunt tip nail with minimum 7/32" head
- Two fasteners per shingle, regardless of its width

## How to Calculate

### HOW TO CALCULATE THE AMOUNT OF SIDING NEEDED

Example – Area to cover: 1,000 ft<sup>2</sup>

**For 5" exposure, add 3% to the area to cover**

$$1,000 \text{ ft}^2 \times 1.03 = 1,030 \text{ ft}^2$$

$$1 \text{ box} = 25 \text{ ft}^2$$

$$1,030 \text{ ft}^2 = 41 \text{ boxes}$$

### WARRANTY\* – SHINGLES SOLID STAIN



### WARRANTY\* – SHINGLES "SPICE" SERIES



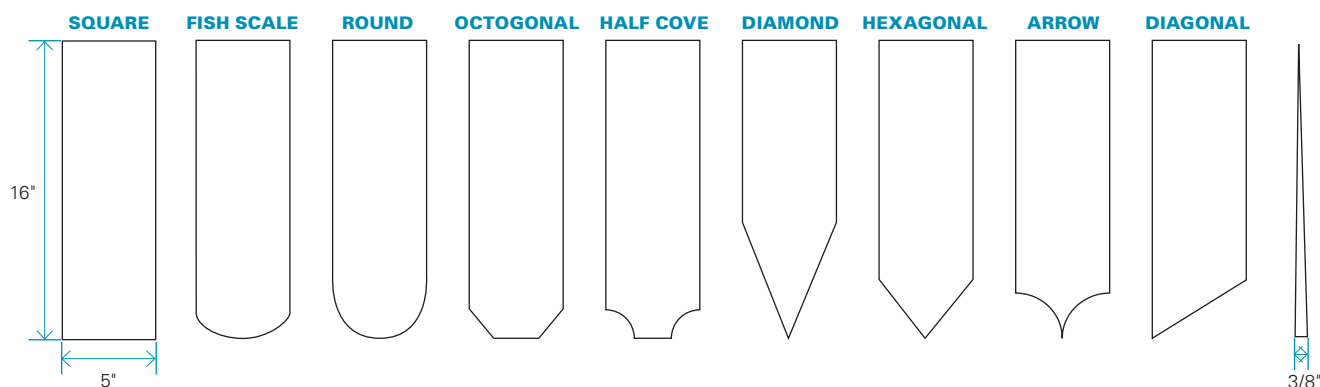
\* SOME RESTRICTIONS APPLY. SEE DETAILED WARRANTIES.

© REGISTERED TRADEMARK PROPERTY OF MAIBEC INC. TM TRADEMARK PROPERTY OF MAIBEC INC. © COPYRIGHT - MAIBEC INC. NOVEMBER 2018 B1616307.3A



# Victorian Shingles

RESQUARED AND REBUTTED. NATURAL (KILN DRIED) OR FACTORY-STAINED.



| STAIN                         | GRADE      | BUTT THICKNESS | WIDTH | NOMINAL LENGTH | INSTALLATION |
|-------------------------------|------------|----------------|-------|----------------|--------------|
| Solid stain 2 coats           | Nantucket™ | 3/8"*          | 5"*   | 16"*           | Sidewall use |
| Semi-transparent Spice series | Nantucket™ | 3/8"*          | 5"*   | 16"*           | Sidewall use |

## General Specifications

### SPECIES:

- Eastern White Cedar – *Thuja occidentalis*

### MANUFACTURING

- Stellite-tipped blades: minimize raised grain
- Kiln-dried to 12% - 16% moisture content

### PACKAGING AND COVERAGE

- Each box covers around 25 sq. ft at 5" exposure.

### AVAILABLE COLOURS

- Maibec solid stain colour chart
- Semi-transparent Spice series
- Unlimited choice of solid colours thanks to our TrueMatch® system

### FACTORY-STAINING

- Every shingle is factory-coated on all sides in a controlled environment for maximum stain absorption and retention. This also provides increased protection from the damaging effects of the sun and the elements.
- Following the stain application, the shingles are sent through a state of the art drier for

curing. The product of European technology, this drier cures the stain from the inside out. The shingles are then cooled down and packaged. This unique system increases the durability of the product once installed.

- Low-volatile organic compounds (VOCs) water-based stains.

For exterior use only.


# Victorian Shingles

## Installation

### FASTENING REFERENCE LINE

Maibec shingles feature a fastening reference line found 6 1/4" from the base of the shingle. For the 5" required shingle exposure, fasten just below the reference line to respect the installation requirement.

See the Maibec Shingles installation guides to know all installation requirements.



## Installation System

### STAPLES

- Stainless steel or aluminum staple with minimum 7/16" crown, minimum 16 gauge
- Two fasteners per shingle, regardless of its width

### NAILS

- Stainless steel or hot dipped galvanized
- Ring shank blunt tip nail with minimum 7/32" head
- Two fasteners per shingle, regardless of its width

## How to Calculate

### HOW TO CALCULATE THE AMOUNT OF SIDING NEEDED

Example – Area to cover: 1,000 ft<sup>2</sup>

**For 5" exposure, add 3% to the area to cover**

$$1,000 \text{ ft}^2 \times 1.03 = 1,030 \text{ ft}^2$$

$$1 \text{ box} = 25 \text{ ft}^2$$

$$1,030 \text{ ft}^2 = 41 \text{ boxes}$$

### WARRANTY\* – SHINGLES SOLID STAIN



### WARRANTY\* – SHINGLES "SPICE" SERIES



\* SOME RESTRICTIONS APPLY. SEE DETAILED WARRANTIES.

© REGISTERED TRADEMARK PROPERTY OF MAIBEC INC. TM TRADEMARK PROPERTY OF MAIBEC INC. © COPYRIGHT - MAIBEC INC. NOVEMBER 2018 B1616308.3A